

Harvest Bid Sheet 2009 / 10 Crops: Please Call For Firm Bids, Prices Are Indication Only.
1/03/2010 16:23

	Newcastle	Delivered Graincorp								Newcastle
	Track NTP	Moree	Narrabri	Coonamble	Baradine	Gunnedah	Spring Ridge	Willow Tree	Track NTP	
2009 / 10 Deliveries										
Wheat										2010 / 11
APH1	\$243.00	\$195.25	\$203.50	\$196.25	\$203.00	\$211.00	\$213.75	\$219.25	\$250.00	
APH2	\$241.00	\$193.25	\$201.50	\$194.25	\$201.00	\$209.00	\$211.75	\$217.25	\$250.00	
H1										
H2	\$226.00	\$181.20	\$189.50	\$176.75	\$182.00	\$194.00	\$196.75	\$202.25	\$241.00	
AUH2	\$228.00	\$180.25	\$188.50	\$184.25	\$184.00	\$196.00	\$198.75	\$204.25	\$225.00	
APW1	\$218.00	\$172.25	\$180.50	\$172.25	\$177.00	\$188.00	\$190.75	\$196.25	\$233.00	
ASW1	\$216.00	\$168.25	\$176.50	\$171.25	\$172.00	\$184.00	\$186.75	\$192.25	\$223.00	
AGP1	\$208.00	\$162.20	\$170.50	\$164.25	\$164.00	\$176.00	\$178.75	\$184.25	\$218.00	
HPS1	\$221.00	\$177.25	\$185.50	\$174.25	\$182.00	\$189.00	\$191.75	\$197.25	\$209.00	
FED1	\$200.00	\$157.20	\$165.50	\$149.25	\$154.10	\$169.60	\$169.30	\$171.60	\$198.00	
AH9										
Durum										
DR1	\$220.00	\$172.25					\$183.75	\$184.25		
DR2	\$215.00	\$167.25					\$178.75	\$180.00		
DR3	\$213.00	\$165.25					\$177.00	\$180.00		
DRF	\$200.00	\$152.25								
Barley										
GA1	\$250.00	\$202.25	\$190.50			\$200.00			\$220.00	
F1	\$205.00	\$168.00	\$155.50			\$163.00			\$175.00	
Canola	\$427.00	\$379.25	\$387.50	\$381.25	\$388.00	\$395.00	\$397.75	\$403.25	\$432.00	
Sorghum	\$207.00	\$159.25	\$167.50	\$167.75		\$175.00	\$177.75	\$183.25	\$210.00	
Chickpea	\$460.00	\$412.25							\$440.00	

Dolbel Consulting Is Pricing Grain At All Sites Please Call For A Site Specific Bid And Old Crop Values.

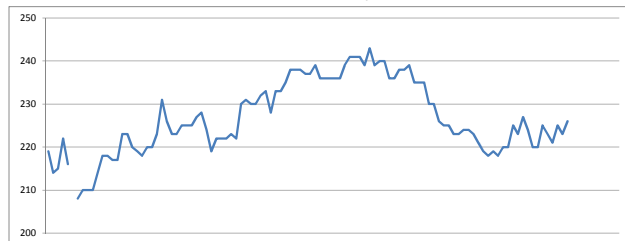
Futures	Nearby Move	Mar-10	May-10	Jul-10	Sep-10	Dec-10	Mar-11	May-11	Dec-11
CBOT Wheat	16 3/4	506 1/2	519 1/4	531 1/4	545	568 1/2	593 1/4	605 1/4	649 3/4
CBOT Corn	5 3/4	378	389	399 3/4	406	413	423	430	424 1/4
		Mar-10	May-10	Jul-10	Sep-10	Nov-10	Jan-11	Jan-12	
AWM	-\$1.00	\$213.00	\$211.00	\$216.00	\$219.50	\$219.50	\$226.00	\$245.50	
ASM	-\$5.50	\$198.50	\$198.50	\$202.30	\$202.30	\$202.30	\$202.30		

The information contained herein is accurate to the best of my knowledge and belief. The report and any views expressed herein are provided for information purposes only and should not be construed in any way as an inducement to buy or sell any commodity, product or service. The writer does not accept any legal liability for any loss or damage caused by trading commodities in reliance upon this information. Prices are indicative and may change without notice. Tonnage limits may apply to specific commodities or grades.

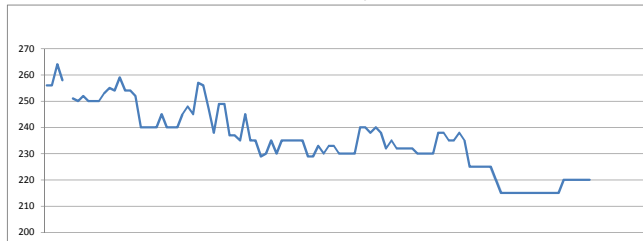
Comments

All the talk in the US at present seems centred around the good rain the HRW belt has had during February. We see some projections indicating that with the additional moisture HRW yields traditionally come in around 10% above average, this is not what we needed to hear but fortunately we have seen the US reduce winter wheat acres significantly in 2010 so this may help counter the potentially higher yields now expected. With North American fertilizer costs back almost 40% on last year we may see farmers swing back towards row crops like corn, there are also rumours that the US Gov is about to release a statement on tax credits for Biodiesel production too, with this in mind it is likely we will see a huge corn plant potentially taking acres away from Spring Wheat and Soybeans. A tropical depression crossing QLD will have big bearing on markets this week with supply of new crop sorghum being interrupted for up to 10 days. Late last week saw many farmers on the Downs and NNSW commence sorghum harvest having an immediate impact on prices with some traders reporting offers some \$10 - \$15 lower from the end of last week, cash strapped farmers with little storage were competing aggressively against each other for few homes and done themselves no favours. So far the heaviest of falls have remained in the tropics but flood advisory notices have been announced for most of the channel country and the Downs for later this week.

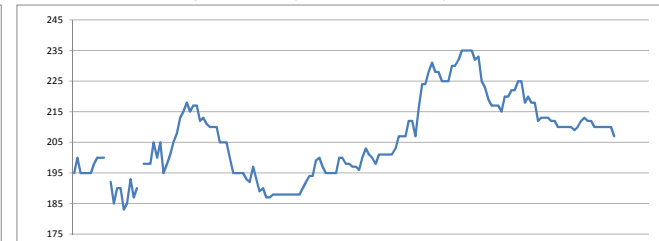
H2 Wheat Track NTL Mid Sept - Current



DR1 Wheat Track NTL Mid Sept - Current



Sorghum New Crop: Track NTL From July 1st.



Delivered and Ex Farm Values									
Delivery Option	Delivered End User / Packer					Ex Farm (Prices may not be prompt)			
Commodity	Newcastle	LPP	Narrabri	Border	Tableland	Gunnedah	Baradine	Narrabri	Moree
Pulses									
Chickpea No1	POA	POA	\$435.00	\$430.00		\$409.00	\$410.00	\$418.00	\$413.00
Chickpea No2									
Kabuli									
Faba Bean No 1	POA	POA	POA	POA		POA	POA	POA	POA
Faba Bean No 2									
Wheat									
APH2	POA	POA	POA	POA	POA	POA	POA	POA	POA
H2									
AUH2									
APW1									
ASW1									
FED1 / AH9									
DR1									
70 / 10 Wheat						\$190.00	\$167.00	\$181.00	\$188.00
Canola	POA	POA	POA	POA	POA	POA	POA	POA	POA
Barley									
F1	POA	POA	POA	\$197.00	\$206.00	\$171.00	\$156.00	\$168.00	\$175.00
GA1	POA	\$220.00	POA	POA	POA	\$203.00	\$188.00	\$195.00	\$190.00
Sorghum 10									
SOR1	\$206.00	POA	POA	POA	POA	\$174.00	\$151.00	\$165.00	\$157.00
SOR2									
Sunflower 10	Newcastle	LPP	Narrabri	Border	Tableland				
Mono	POA	POA	POA	POA	POA	POA	POA	POA	POA
Poly	POA	POA	POA	POA	POA	POA	POA	POA	POA
Mungbeans			Goondi	Narrabri					
Sprouting			\$950.00	POA					
No1 Processing			\$850.00	POA					
Processing			\$800.00	POA					
Manufacturing			\$550.00	POA					

Mung Beans are purchased on a clean seed bagged basis ex grading facility. Grading and processing cost are to be paid by the seller. Gratings to be purchased by the buyer. Please contact me to confirm all costs.

The Above Values May Vary From Farm To Farm And Time To Time. Please Call To Discuss Any Ex Farm Or Delivered End User Prices. Not All Prices Available Maybe Shown Here.

Weather	Currency
Heavy cloud over QLD and NSW associated with a tropical low over NW QLD will produce showers over NNSW and heavy rain in SW QLD today. Heavy rain is expected to continue across QLD until mid week when the system is expected to slip south over NSW producing heavy falls west of the Newell. Heaviest falls are expected across the western and inner Downs tomorrow with IGES still projecting anything up to 4 to 5", WNSW should see 10 - 40mm Thursday / Friday.	0.8953 CBOT Wheat Move & AUD / T \$6.18

***Indicative Prices: Call To Confirm. Prices Do Not Include GST ***