

Harvest Bid Sheet 2009 / 10 Crops: Please Call For Firm Bids, Prices Are Indication Only.
4/03/2010 13:43

	Newcastle	Delivered Graincorp								Newcastle
	Track NTP	Goondwindi West	Moree	Narrabri	Baradine	Gunnedah	Spring Ridge	Willow Tree	Track NTP	
2009 / 10 Deliveries										
Wheat	APH1	\$241.00	\$207.00	\$196.25	\$204.50	\$202.00	\$209.00	\$211.75	\$217.25	\$248.00
	APH2	\$239.00	\$203.00	\$194.25	\$202.50	\$200.00	\$207.00	\$209.75	\$215.25	\$248.00
	H1									
	H2	\$223.00	\$193.00	\$180.20	\$188.50	\$182.00	\$192.60	\$193.75	\$199.25	\$236.00
	AUH2	\$224.00	\$195.00	\$180.25	\$188.50	\$181.00	\$192.00	\$194.75	\$200.25	\$223.00
	APW1	\$218.00	\$193.00	\$171.20	\$179.50	\$179.00	\$186.00	\$188.75	\$194.25	\$228.00
	ASW1	\$212.00	\$189.00	\$165.25	\$173.50	\$171.00	\$181.00	\$183.75	\$189.25	\$218.00
	AGP1	\$204.00	\$183.00	\$161.20	\$169.50	\$160.00	\$173.60	\$174.75	\$180.25	\$213.00
	HPS1	\$228.00	\$183.00	\$183.25	\$191.50	\$189.00	\$196.00	\$198.75	\$204.25	\$204.00
	FED1	\$199.00	\$172.30	\$156.20	\$164.50	\$153.10	\$168.60	\$168.30	\$173.25	\$193.00
	AH9									
Durum	DR1	\$220.00	\$185.00	\$172.25				\$183.75	\$184.25	
	DR2	\$215.00	\$175.00	\$167.25				\$178.75	\$180.00	
	DR3	\$213.00	\$170.00	\$165.25				\$177.00	\$180.00	
	DRF	\$200.00	\$160.00	\$152.25						
Barley	GA1	\$250.00	\$200.00	\$202.25			\$200.00			\$220.00
	F1	\$200.00	\$175.00	\$165.00			\$163.00			\$210.00
Canola		\$427.00		\$381.25	\$388.50	\$388.00	\$395.00	\$397.75	\$403.25	\$433.00
Sorghum		\$205.00	\$169.00	\$167.25	\$174.50		\$173.00	\$175.75	\$181.25	\$0.00
Chickpea		\$450.00	\$411.30							\$440.00

Dolbel Consulting Is Pricing Grain At All Sites Please Call For A Site Specific Bid.

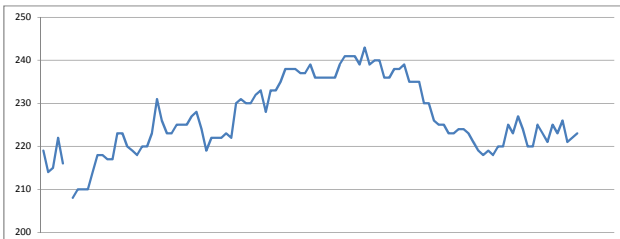
Futures	Nearby Move	Mar-10	May-10	Jul-10	Sep-10	Dec-10	Mar-11	May-11	Dec-11
CBOT Wheat	11 1/2	503 1/2	515 3/4	528 1/4	542 1/4	565 3/4	589	601 1/4	645 1/2
CBOT Corn	5 1/4	375 3/4	386 3/4	397 3/4	405 3/4	413	423 1/4	429 3/4	424 1/2
		Mar-10	May-10	Jul-10	Sep-10	Nov-10	Jan-11	Jan-12	
AWM	\$1.50	\$212.50	\$214.50	\$216.50	\$220.00	\$220.00	\$224.50	\$244.00	
ASM	-\$0.50	\$200.50	\$202.00	\$205.80	\$205.80	\$205.80	\$205.80		

The information contained herein is accurate to the best of my knowledge and belief. The report and any views expressed herein are provided for information purposes only and should not be construed in any way as an inducement to buy or sell any commodity, product or service. The writer does not accept any legal liability for any loss or damage caused by trading commodities in reliance upon this information. Prices are indicative and may change without notice. Tonnage limits may apply to specific commodities or grades.

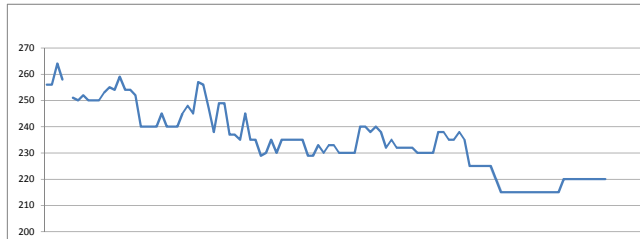
Comments

I asked a guy who brokers a bit of grain around the Downs how he was going yesterday thinking that the rain and flooding about the place may have him concerned or at least a little down about things at the moment, this is his reply. "In the 25 years I have lived here I have never seen rain like it since Christmas, i.e. so wide spread from over the border right up to the top. This reminds of all my early years up North Qld with the monsoons. Now they have returned. We are looking at a bumper winter crop planting. I never thought I would ever open my mouth so soon but this is unreal. If this is global warming then bring it on". Not exactly the response I thought I'd get but potentially sums up the prospects for 2010 in SQLD. The announcement by Greece to launch a 6.5b euro rescue package for its economy saw the euro gain against the greenback in turn the weaker USD lent some support to commodities. Wheat was the biggest winner in a fundamentally indifferent market. Most eyes are on the north and south American crops at present, too wet in the US and too dry in parts of Brazil but it may pay to keep an eye on India too as it gets ready to start its wheat harvest. India went in with less than ideal moisture and has suffered through a hot dry February, officials have reduced production estimates by 2mt to just over 80mt (usage 76mt), officials also suggested they may continue to waiver import duties on wheat, maybe a sien thing are not as rosy as they are saving.

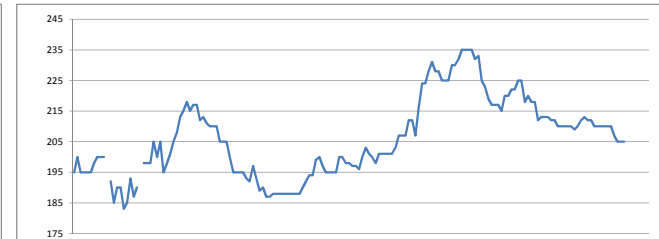
H2 Wheat Track NTL Mid Sept - Current



DR1 Wheat Track NTL Mid Sept - Current



Sorghum New Crop: Track NTL From July 1st.



Delivered and Ex Farm Values									
Delivery Option	Delivered End User / Packer					Ex Farm (Prices may not be prompt)			
Commodity	Newcastle	LPP	Narrabri	Border	Tableland	Gunnedah	Baradine	Narrabri	Moree
Pulses									
Chickpea No1	POA	POA	\$435.00	\$430.00		\$409.00	\$410.00	\$418.00	\$413.00
Chickpea No2									
Kabuli									
Faba Bean No 1	POA	POA	POA	POA		POA	POA	POA	POA
Faba Bean No 2									
Wheat									
APH2	\$232.00	POA	POA	POA	POA	\$200.00	\$177.00	\$189.00	\$185.00
H2									
AUH2									
APW1									
ASW1									
FED1 / AH9									
DR1									
70 /10 Wheat						\$185.00	\$168.00	\$192.00	\$200.00
Canola	\$438.00	POA	POA	POA	POA	\$406.00	\$383.00	\$395.00	\$391.00
Barley									
F1	POA	\$164.00	POA	\$205.00	\$208.00	\$173.00	\$158.00	\$175.00	\$183.00
GA1	POA	\$220.00	POA	POA	POA	\$203.00	\$188.00	\$195.00	\$190.00
Sorghum 10									
SOR1	\$210.00	\$180.00	POA	POA	POA	\$178.00	\$155.00	\$169.00	\$161.00
SOR2									
Sunflower 10	Newcastle	LPP	Narrabri	Border	Tableland				
Mono	POA	POA	\$553.00	POA	POA	POA	POA	POA	POA
Poly	POA	POA	\$403.00	POA	POA	POA	POA	POA	POA
Mungbeans		Goondi	Narrabri						
Sprouting		\$950.00	POA						
No1 Processing		\$850.00	POA						
Processing		\$800.00	POA						
Manufacturing		\$550.00	POA						

Mung Beans are purchased on a clean seed bagged basis ex grading facility. Grading and processing cost are to be paid by the seller. Gradings to be purchased by the buyer. Please contact me to confirm all costs.

The Above Values May Vary From Farm To Farm And Time To Time. Please Call To Discuss Any Ex Farm Or Delivered End User Prices. Not All Prices Available Maybe Shown Here.

Weather	Currency
Heavy cloud from the Qld system is now drifting over much of NSW with the heaviest cloud in the south of the state. There is a series of fronts approaching from the SW being influenced by a deep low in the Southern Ocean. These two systems are set to combine over NSW today through to Saturday producing heavy falls mostly west of the Newell today before clearing between 10 - 50mm across the entire wheat belt before clearing completely early next week.	0.9054 CBOT Wheat Move + AUD / T \$4.21

***Indicative Prices: Call To Confirm. Prices Do Not Include GST ***