

**Harvest Bid Sheet 2009 / 10 Crops: Please Call For Firm Bids, Prices Are Indication Only.
8/02/2010 16:22**

	Newcastle Track NTP	Delivered Graincorp								Newcastle Track NTP
		Moree	Narrabri	Coonamble	Baradine	Gunnedah	Spring Ridge	Willow Tree	Track NTP	
2009 / 10 Deliveries										
Wheat	APH1	\$233.00	\$185.25	\$193.50	\$182.25	\$189.00	\$201.00	\$203.75	\$209.25	\$226.00
	APH2	\$230.00	\$182.25	\$190.50	\$181.25	\$188.00	\$198.00	\$200.75	\$206.25	\$225.00
	H1	\$221.00	\$173.25	\$181.50	\$177.75	\$182.00	\$189.00	\$191.75	\$197.25	\$222.00
	H2	\$220.00	\$177.20	\$185.50	\$174.75	\$179.00	\$189.60	\$190.75	\$196.25	\$218.00
	AUH2	\$219.00	\$171.25	\$179.50	\$170.25	\$175.00	\$187.00	\$189.75	\$195.25	\$195.00
	APW1	\$221.00	\$178.20	\$186.50	\$175.25	\$176.00	\$190.60	\$190.30	\$192.60	\$225.00
	ASW1	\$218.00	\$170.25	\$173.50	\$165.75	\$169.00	\$181.00	\$183.75	\$189.25	\$200.00
	AGP1	\$205.00	\$158.20	\$166.50	\$163.75	\$161.00	\$173.00	\$175.75	\$181.25	\$195.00
	HPS1	\$210.00	\$162.25	\$170.50	\$167.25	\$166.00	\$178.00	\$180.75	\$186.25	\$185.00
	FED1	\$196.00	\$153.20	\$161.50	\$148.25	\$150.10	\$165.60	\$165.30	\$170.25	\$170.00
	AH9									
Durum	DR1	\$215.00	\$167.25					\$182.75	\$189.25	
	DR2	\$210.00	\$162.25					\$173.75	\$174.25	
	DR3	\$208.00	\$160.25					\$171.75	\$172.25	
	DRF	\$195.00	\$147.25							
Barley	GA1	\$245.00	\$197.25	\$190.50			\$198.00			\$210.00
	F1	\$211.00	\$190.00	\$171.50			\$179.00			\$155.00
Canola		\$424.00	\$376.25	\$384.50	\$376.25	\$380.00	\$392.00	\$394.75	\$400.25	\$430.00
Sorghum		\$209.00	\$170.25	\$177.50	\$171.25		\$177.00	\$179.75	\$185.25	\$210.00
Chickpea		\$425.00	\$382.20							

Dolbel Consulting Is Pricing Grain At All Sites Please Call For A Site Specific Bid And Old Crop Values.

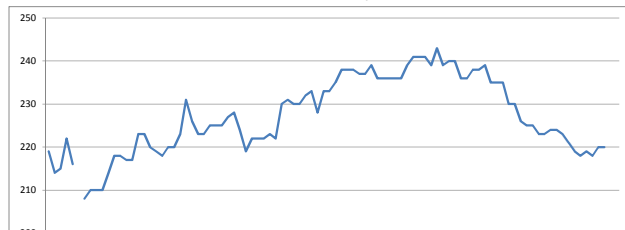
Futures	Nearby Move	Mar-10	May-10	Jul-10	Sep-10	Dec-10	Mar-11	May-11	Dec-11
CBOT Wheat	-2 1/2	473 1/4	488	500 1/2	516 3/4	544 3/4	572 1/2	582 1/2	627 1/2
CBOT Corn	-2 1/2	351 1/2	363	373	380 1/4	387	399	406 1/2	404 1/2
		Mar-10	May-10	Jul-10	Sep-10	Nov-10	Jan-11	Jan-12	
AWM	\$1.50	\$211.00	\$213.50	\$215.80	\$219.30	\$219.30	\$228.00	\$250.50	
ASM	\$0.00	\$202.00	\$204.50	\$208.30	\$208.30	\$208.30	\$208.30		

The information contained herein is accurate to the best of my knowledge and belief. The report and any views expressed herein are provided for information purposes only and should not be construed in any way as an inducement to buy or sell any commodity, product or service. The writer does not accept any legal liability for any loss or damage caused by trading commodities in reliance upon this information. Prices are indicative and may change without notice. Tonnage limits may apply to specific commodities or grades.

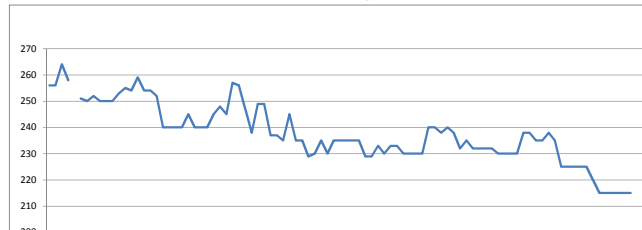
Comments

US markets were a bit of a non event Friday closing both sides of unchanged, wheat was mostly lower with Minneapolis just closing in the black while Chicago and Kansas both closed in the red. Currency has settled down a little closing up 35 points at almost 87c. Paris milling wheat was also slightly softer but most fundamental trade will occur after the USDA report out Tuesday US time. With the USDA report a days away we see the usual speculation in the market place, one such report suggest that with the USDA lifting US corn production unexpectedly last month we may even see them correct this somewhat this month, remember USDA data is often 30days old at printing. There was also the announcement from the US EPA last week that ethanol was 20% less poluting than normal fuel, this paves the way for an increase in ethonal use from 10% to 15% mix in US petrol, this alone would cure the building of US stocks. The price of our local sorghum is understandably linked to the value of wheat at the moment, so any movement in wheat prices, new or old crop, should have an influence on sorghum, although corn is the normal futures contract to hedge sorghum against at the end of the day consumption is driven by replacement grain values and wheat is cheap. The US wheat market has dropped a lot in the last month but many would say from a peak that was driven well past fundamental values, so is a bounce likely, possible ves but fundametalv unlikely.

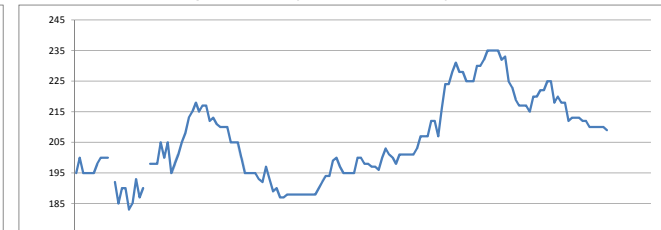
H2 Wheat Track NTL Mid Sept - Current



DR1 Wheat Track NTL Mid Sept - Current



Sorghum New Crop: Track NTL From July 1st.



Delivery Option	Delivered and Ex Farm Values								
	Delivered End User / Packer					Ex Farm (Prices may not be prompt)			
Commodity	Newcastle	LPP	Narrabri	Border	Tableland	Gunnedah	Baradine	Narrabri	Moree
Pulses									
Chickpea No1	POA	POA	POA	POA		POA	POA	POA	POA
Chickpea No2									
Kabuli									
Faba Bean No 1	POA	POA	POA	POA		POA	POA	POA	POA
Faba Bean No 2									
Wheat									
APH2	POA	POA	POA	POA	POA	POA	POA	POA	POA
H2									
AUH2									
APW1									
ASW1									
FED1 / AH9									
DR1									
70 /10 Wheat						\$180.00	\$161.00	\$175.00	\$183.00
Canola	\$433.00	POA	POA	POA	POA	\$398.00	\$378.00	\$390.00	\$386.00
Barley									
F1	POA	\$194.00	POA	\$200.00	\$210.00	\$177.00	\$162.00	\$172.00	\$178.00
GA1	POA	\$220.00	POA	POA	POA	\$203.00	\$188.00	\$195.00	\$190.00
Sorghum 10									
SOR1	\$205.00	\$184.00	POA	\$191.00	POA	\$170.00	\$152.00	\$164.00	\$169.00
SOR2									
Sunflower 10									
Mono	POA	POA	\$577.00	POA	POA	POA	POA	POA	POA
Poly	POA	POA	\$427.00	POA	POA	POA	POA	POA	POA
Mungbeans			Goondi	Narrabri					
Sprouting			\$950.00	POA					
No1 Processing			\$850.00	POA					
Processing			\$800.00	POA					
Manufacturing			\$550.00	POA					

Mung Beans are purchased on a clean seed bagged basis ex grading facility. Grading and processing cost are to be paid by the seller. Gratings to be purchased by the buyer. Please contact me to confirm all costs.

The Above Values May Vary From Farm To Farm And Time To Time. Please Call To Discuss Any Ex Farm Or Delivered End User Prices. Not All Prices Available Maybe Shown Here.

Weather	Currency
Storms are possible again today but the upper level low that has created the weekend rain is breaking down and moving NW out of the region. NE winds will keep air moisture levels high and keep the prospect of a storm likely but as the week progresses rain should clear before the arrival of another system late in the week likely to produce storms Friday and Saturday. The heaviest fall will probably be in Vic but storms are expected across NNSW and pegged to produce 20 - 40mm falls.	0.8676 CBOT Wheat Move & AUD / T -\$1.82

*****Indicative Prices: Call To Confirm. Prices Do Not Include GST *****