

**Harvest Bid Sheet 2009 / 10 Crops: Please Call For Firm Bids, Prices Are Indication Only.  
11/01/2010 15:02**

Newcastle Track NTP	Delivered Graincorp								Newcastle Track NTP
	Moree	Narrabri	Coonamble	Baradine	Gunnedah	Spring Ridge	Willow Tree		
Wheat									
2009 / 10 Deliveries									
APH1	\$245.00	\$200.25	\$208.50	\$197.25	\$206.00	\$213.00	\$215.75	\$221.25	\$256.00
APH2	\$243.00	\$198.25	\$206.50	\$197.25	\$204.00	\$211.00	\$213.75	\$219.25	\$255.00
H1	\$238.00	\$190.25	\$198.50	\$194.25	\$199.00	\$206.00	\$208.75	\$214.25	\$252.00
H2	\$235.00	\$192.20	\$200.50	\$189.25	\$196.00	\$204.60	\$205.75	\$211.25	\$248.00
AUH2	\$233.00	\$185.25	\$193.50	\$187.25	\$194.00	\$201.00	\$203.75	\$209.25	\$225.00
APW1	\$230.00	\$185.25	\$193.50	\$187.25	\$191.00	\$201.00	\$203.75	\$209.25	\$240.00
ASW1	\$227.00	\$182.25	\$190.50	\$184.25	\$188.00	\$198.00	\$200.75	\$206.25	\$230.00
AGP1	\$219.00	\$173.20	\$181.50	\$181.75	\$176.00	\$185.60	\$185.75	\$191.25	\$225.00
HPS1	\$221.00	\$175.25	\$183.50	\$176.25	\$181.00	\$188.00	\$190.75	\$196.25	\$215.00
FED1	\$211.00	\$168.20	\$176.50	\$157.25	\$165.10	\$180.60	\$180.30	\$182.60	\$200.00
AH9									
Durum									
DR1	\$230.00	\$185.20					\$197.30	\$199.60	
DR2	\$223.00	\$175.25					\$192.00	\$195.00	
DR3	\$220.00	\$175.25					\$192.00	\$195.00	
DRF	\$210.00	\$162.25							
Barley									
GA1	\$255.00	\$207.25	\$200.50			\$208.00			\$0.00
F1	\$220.00	\$180.00	\$180.50			\$188.00			\$0.00
Canola	\$430.00	\$382.25	\$390.50	\$384.25	\$391.00	\$398.00	\$400.75	\$406.25	\$440.00
Sorghum	\$222.00	\$181.25	\$188.50	\$177.25		\$190.00	\$192.75	\$198.25	\$0.00
Chickpea	\$475.00	\$427.25							

**Dolbel Consulting Is Pricing Grain At All Sites Please Call For A Site Specific Bid And Old Crop Values.**

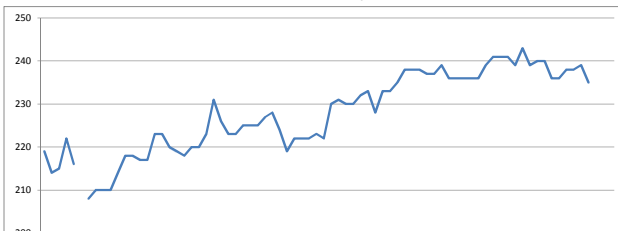
Futures	Nearby Move	Mar-10	May-10	Jul-10	Sep-10	Dec-10	Mar-11	May-11	Dec-11
CBOT Wheat	10 3/4	568 1/2	580 3/4	590 1/2	604 1/2	627 1/2	650	656 3/4	692 3/4
CBOT Corn	5 1/2	423	433 1/4	441 3/4	445 3/4	449	458	464	458
		Jan-10	Mar-10	May-10	Jul-10	Sep-10	Nov-10	Jan-11	May-11
AWM	\$1.50	\$224.50	\$222.50	\$225.00	\$229.00	\$233.80	\$233.80	\$236.00	
ASM	\$0.00	\$217.50	\$224.00	\$223.50	\$227.30	\$227.30	\$227.30	\$237.30	\$237.30

The information contained herein is accurate to the best of my knowledge and belief. The report and any views expressed herein are provided for information purposes only and should not be construed in any way as an inducement to buy or sell any commodity, product or service. The writer does not accept any legal liability for any loss or damage caused by trading commodities in reliance upon this information. Prices are indicative and may change without notice. Tonnage limits may apply to specific commodities or grades.

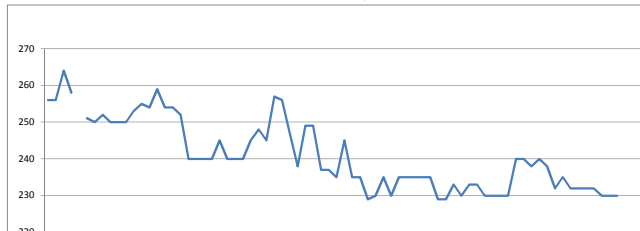
**Comments**

Heavy fund buying late in the US session pushed grains higher but soybean lost ground on spread trade as the funds were seen to buy wheat and corn and sell beans. Oilseed were sharply lower across the market with ICE canola futures also drifting lower for the second session in a row. EU rapeseed was also lower but not as sharply as the US and Canadian market, ICE canola has lost C\$14.00 in the last two session. CBOT corn futures volume was very high with the funds alone estimated buyers of 10,000 contracts, that's 1.25mt worth of futures contracts that will never be delivered against. The dollar will mute a lot of the potential move on this side of the Pacific and has continued to show strength since Friday night. Locally grower selling picked up on Friday with track and ex farm business being done. On the track H2 has been range bound for weeks now and growers are tiering of holding stocks only to find that it is worth less two weeks later, a similar picture is being painted with the malt barley but last year malt barley was able to be sold post harvest at numbers well above public cash bids through the year but unfortunately did not reach harvest levels at any time. Sorghum values remain mixed but did climb during the week recovering some what from post rain decline. Old crop sorghum is at a discount to new crop as the trade and consumers refuse to pay parity to wheat and appear well covered until the new crop.

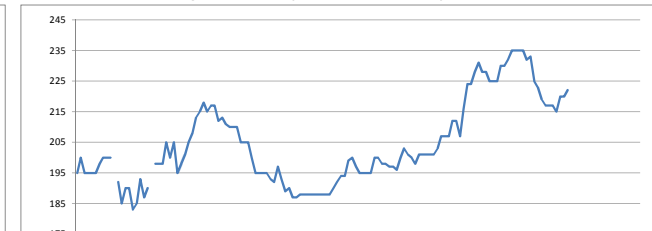
**H2 Wheat Track NTL Mid Sept - Current**



**DR1 Wheat Track NTL Mid Sept - Current**



**Sorghum New Crop: Track NTL From July 1st.**



Delivery Option	Delivered End User / Packer					Ex Farm			
	Newcastle	LPP	Narrabri	Border	Tableland	Spring Ridge	Baradine	Narrabri	Moree
Pulses									
Chickpea No1	POA	POA	\$450.00	\$430.00		\$424.00	\$425.00	\$435.00	\$428.00
Chickpea No2	POA	POA	POA	POA		POA	POA	POA	POA
Kabuli	POA	POA	POA	POA		POA	POA	POA	POA
Faba Bean No 1	POA	POA	POA	POA		POA	POA	POA	POA
Faba Bean No 2	POA	POA	POA	POA		POA	POA	POA	POA
Wheat									
APH2	\$235.00	\$221.00	\$200.00	POA	POA	\$204.00	\$189.00	\$198.00	\$191.00
H2	\$235.00	\$221.00	POA	POA	POA	\$204.00	\$189.00	\$198.00	\$191.00
AUH2	POA	\$221.00	POA	POA	POA	\$204.00	\$189.00	\$196.00	\$191.00
APW1	\$235.00	\$221.00	POA	POA	POA	\$204.00	\$189.00	\$198.00	\$191.00
ASW1	\$235.00	\$221.00	POA	POA	POA	\$204.00	\$189.00	\$198.00	\$191.00
FED1 / AH9	\$235.00	POA	POA	POA	POA	\$200.00	\$180.00	\$198.00	\$188.00
DR1	POA	POA	POA	POA	POA	POA	POA	POA	POA
70/10 Wheat	\$235.00	\$221.00	POA	\$215.00	POA	\$204.00	\$189.00	\$198.00	\$193.00
Canola	\$435.00	POA	POA	POA	POA	\$400.00	\$380.00	\$398.00	\$388.00
Barley									
F1	POA	\$206.00	POA	\$202.00	\$223.00	\$189.00	\$174.00	\$181.00	\$188.00
GA1	POA	\$230.00	POA	POA	POA	\$213.00	\$198.00	\$205.00	\$200.00
Sorghum 10									
SOR1	\$220.00	\$214.00	POA	POA	\$200.00	\$197.00	\$182.00	\$189.00	\$184.00
SOR2	POA	POA	POA	POA	POA	POA	POA	POA	POA
Sunflower 10									
Mono	\$635.00	POA	\$605.00	POA	POA	POA	POA	POA	POA
Poly	POA	POA	\$455.00	POA	POA	POA	POA	POA	POA
Mungbeans									
Sprouting		\$950.00	POA						
No1 Processing		\$850.00	POA						
Processing		\$800.00	POA						
Manufacturing		\$550.00	POA						

Mung Beans are purchased on a clean seed bagged basis ex grading facility. Grading and processing cost are to be paid by the seller. Gradings to be purchased by the buyer. Please contact me to confirm all costs.

**The Above Values May Vary From Farm To Farm And Time To Time. Please Call To Discuss Any Ex Farm Or Delivered End User Prices. Not All Prices Available Maybe Shown Here.**

Weather	Currency
Cloud will continue to stream from the tropical north into SA this week but little of the cloud is expected to make it across the eastern crop belt. Trough lines should develop in the west of the state later in the week and produce storms by Thursday but models are conflicting on the intensity of rain and the location of the heaviest falls at this stage. Although most agree Friday and Saturday are the most likely day for a drink in this region.	0.9283 CBOT Wheat Move & AUD / T \$1.66
	The move reflects both the variation in nearby CBOT wheat futures in overnight trade and any change that may have occurred in the exchange rate between the USD & the AUD. Sometimes a move higher or lower in CBOT wheat futures maybe countered by a move in the exchange rate, this will reflect such a move.

**\*\*\*Indicative Prices: Call To Confirm. Prices Do Not Include GST\*\*\***