

## Daily Market Report

11/10/2011 15:06

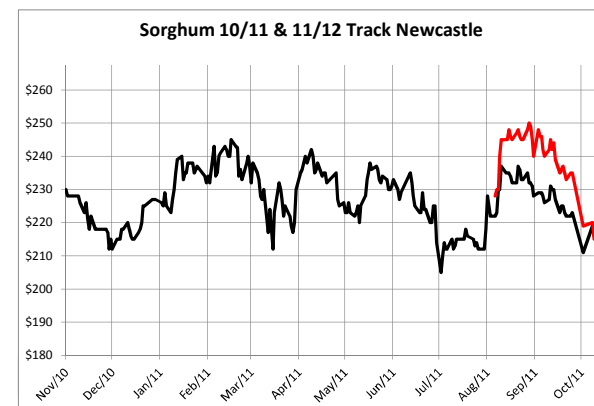
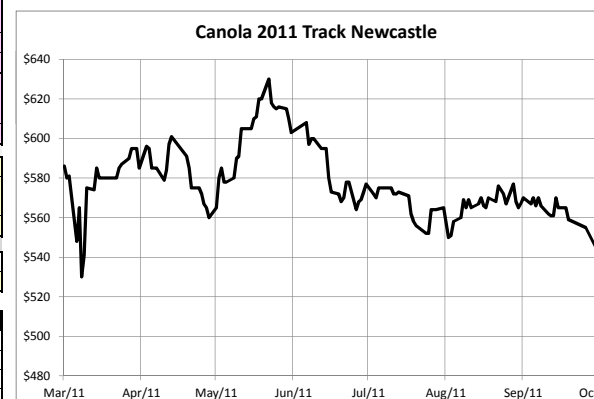
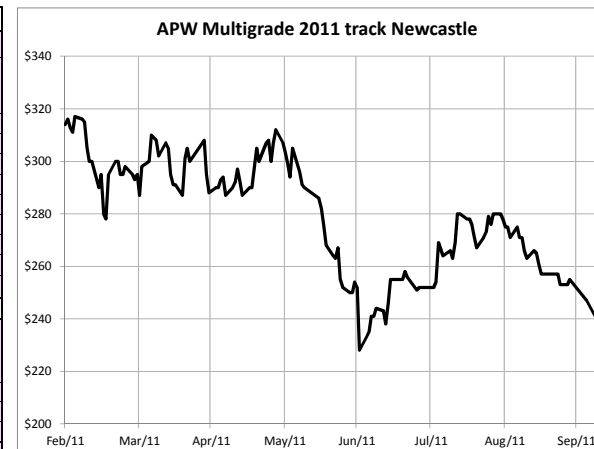
Grain Delivered To Graincorp Sites											
**2011 / 12 Harvest** (Best MG Bids, fixed grade bids available)											2012 / 13
System	2011 - 12 Move	Newcastle (Upcountry Del)	Goondiwindi West	Moree	Bellata	Narrabri	Gunnedah	Spring Ridge	Premier	Baradine	Newcastle (Upcountry Del)
<b>Wheat</b>											
APH2	↑ \$1.00	\$271.00	\$258.00	\$224.40	\$227.75	\$230.20	\$237.00	\$239.75	\$237.00	\$230.00	POA
H2	▼ -\$2.00	\$251.00	\$224.00	\$207.40	\$210.20	\$213.20	\$218.10	\$219.75	\$217.80	\$210.00	POA
AUH2	▼ -\$5.00	\$232.00	\$202.00	\$191.40	\$194.20	\$197.20	\$202.10	\$203.00	\$201.80	\$191.00	POA
APW1	↑ \$2.00	\$239.00	\$207.00	\$191.50	\$195.75	\$197.50	\$207.00	\$209.75	\$207.00	\$200.00	POA
ASW1	▼ -\$5.00	\$210.00	\$182.00	\$166.40	\$169.20	\$172.20	\$178.00	\$181.00	\$178.00	\$171.00	POA
AGP1	▼ -\$5.00	\$197.00	\$169.00	\$156.40	\$159.20	\$162.20	\$167.10	\$168.00	\$166.80	\$154.00	POA
HPS1	▼ -\$5.00	\$205.00	\$163.00	\$157.25	\$161.75	\$165.50	\$173.00	\$175.75	\$173.00	\$166.00	POA
FED1	▼ -\$5.00	\$182.00	\$154.00	\$141.40	\$144.20	\$147.20	\$152.10	\$153.00	\$151.80	\$135.80	POA
SFE1	▼ XXX	\$0.00									
****Contracting From ALL Upcountry Sites**** Call to confirm Multi-Grade Values **** Movement Based On Port Price, Upcountry Sites Movement May Vary ****											
<b>Durum</b>											
DR1	→ \$0.00	\$345.00	\$307.20	\$304.40	\$307.20	\$308.50	\$314.73	\$315.30	\$316.00	\$318.00	POA
DR2	→ \$0.00	\$325.00	\$287.20	\$284.40	\$287.20	\$288.50	\$294.73	\$295.30	\$296.00	\$298.00	POA
DR3	↑ \$10.00	\$297.00	\$242.20	\$252.00	\$257.00	\$258.00	\$263.00	\$266.00	\$268.00	\$269.00	POA
<b>Barley</b>											
GA1	→ \$0.00	\$277.00	\$223.00	\$233.00	\$241.00	\$230.00	\$242.00	\$245.00	\$249.00	\$252.00	POA
F1	▼ -\$5.00	\$215.00	\$185.00	\$194.00	\$175.50	\$167.75	\$180.00	\$183.00	\$187.25	\$189.75	POA
<b>Canola</b>											
Track	↑ \$2.00	\$542.00	\$494.25	\$494.25	\$510.00	\$506.75	\$511.75	\$516.75	\$518.25	\$510.50	\$525.00
<b>Sorghum</b>		2011 Harvest Sorghum					2012 Harvest Sorghum				
		Goondiwindi West	Moree	Gunnedah	Spring Ridge	Willow Tree	Goondiwindi West	Moree	Gunnedah	Spring Ridge	Willow Tree
Track	▼ -\$5.00	\$182.00	\$168.25	\$184.00	\$186.75	\$192.25	\$182.00	\$168.00	\$183.00	\$185.75	\$191.25

Brisbane Track	2011 / 12	APH2	H2	AUH2	APW1	ASW1	AGP1	GA1	F1	Sorghum 11	Sorghum 12
		\$293.00	\$259.00	\$237.00	\$242.00	\$217.00	\$204.00	\$258.00	\$217.00	\$217.00	\$217.00

Ex Farm	New Crop Delivery							Cotton Delivered Ginyard		
	2011 - 12 Harvest							Delivery	Fixed Bale	Area Contract
Location	Sorghum 10	SFW1	F1	Canola	Chickpea	Sorghum 11	Mung Bean	2011	2012	2013
Baradine	\$167	\$147	\$157	\$488	\$445	POA	\$735	\$495	\$515	\$470
Bellata	\$173	\$162	\$172	\$502	\$460	POA	\$770			
Boomi	\$188	\$182	\$182	\$478	\$480	POA	\$775			
Coonamble	\$162	\$142	\$152	\$478	\$443	POA	\$735			
Garah	\$183	\$177	\$177	\$483	\$475	POA	\$775			
Gunnedah	\$187	\$152	\$172	\$508	\$450	POA	\$755			
Moree	\$176	\$172	\$177	\$491	\$470	POA	\$775			
Mullaley	\$182	\$152	\$172	\$506	\$450	POA	\$755			
Narrabri	\$172	\$162	\$172	\$503	\$460	POA	\$768			
Premier	\$182	\$152	\$167	\$508	\$450	POA	\$745			
Spring Ridge	\$186	\$152	\$172	\$508	\$450	POA	\$750			
Walgett	\$163	\$152	\$157	\$478	\$450	POA	\$740			
Willow Tree	\$188	\$147	\$172	\$510	\$445	POA	\$740			

Delivered End User	New Crop Delivery						
	2011 - 12 Harvest						
Location	Sorghum 10	SFW1	F1	Canola	Chickpea	Sorghum 11	Mung Bean
Brisbane	\$238	POA	POA	POA	\$500	POA	POA
Downs	\$220	\$222	\$222	POA	\$520	POA	\$800
Border	POA	POA	POA	POA	\$470	POA	\$800
New England	POA	POA	\$212	POA	POA	POA	POA
Narrabri	POA	POA	POA	POA	\$470	POA	POA
Tamworth / LPP	\$202	POA	POA	POA	POA	POA	POA
Dubbo	POA	POA	POA	POA	POA	POA	POA
Newcastle	\$203	POA	POA	\$548	POA	POA	POA

Mung Bean Bid is Based Of No1 Processing Grade Clean Seed Basis



### Brokerage Terms

The information contained herein is accurate to the best of my knowledge and belief. The report and any views expressed herein are provided for information purposes only and should not be construed in any way as an inducement to buy or sell any commodity, product or service. The writer does not accept any legal liability for any loss or damage caused by trading commodities in reliance upon this information. Prices are indicative and may change without notice. Tonnage limits may apply to specific commodities or grades. Brokerage charges apply to the seller and are charged at \$2.00 per tonne plus GST. Brokerage is payable on all washouts at a cost of \$2.00 per tonne plus GST. Brokerage invoices are submitted once delivery or washout proceedings are complete and are due for payment 30 days from the invoice date.