

**Harvest Bid Sheet 2009 / 10 Crops: Please Call For Firm Bids, Prices Are Indication Only.
15/02/2010 14:11**

	Newcastle	Delivered Graincorp								Newcastle
	Track NTP	Moree	Narrabri	Coonamble	Baradine	Gunnedah	Spring Ridge	Willow Tree	Track NTP	
2009 / 10 Deliveries										
Wheat										2010 / 11
APH1	\$232.00	\$187.25	\$195.50	\$184.25	\$193.00	\$200.00	\$202.75	\$208.25	\$250.00	
APH2	\$230.00	\$185.25	\$193.50	\$184.25	\$191.00	\$198.00	\$200.75	\$206.25	\$250.00	
H1	\$226.00	\$178.25	\$186.50	\$178.25	\$187.00	\$194.00	\$196.75	\$202.25	\$240.00	
H2	\$220.00	\$176.20	\$184.50	\$174.25	\$181.00	\$188.60	\$190.75	\$196.25	\$240.00	
AUH2	\$220.00	\$172.25	\$178.50	\$174.25	\$176.00	\$185.00	\$187.75	\$193.25	\$220.00	
APW1	\$217.00	\$169.25	\$176.50	\$170.25	\$177.00	\$184.00	\$186.75	\$192.25	\$230.00	
ASW1	\$214.00	\$166.25	\$170.50	\$165.25	\$168.00	\$178.00	\$180.75	\$186.25	\$210.00	
AGP1	\$205.00	\$157.25	\$165.50	\$162.75	\$160.00	\$172.00	\$174.75	\$180.25	\$200.00	
HPS1	\$215.00	\$170.25	\$178.50	\$167.75	\$176.00	\$183.00	\$185.75	\$191.25	\$190.00	
FED1	\$197.00	\$152.20	\$160.50	\$151.25	\$149.10	\$164.60	\$166.75	\$173.25	\$180.00	
AH9										
Durum										
DR1	\$215.00	\$167.25					\$178.75	\$179.25		
DR2	\$210.00	\$162.25					\$173.75	\$174.25		
DR3	\$208.00	\$160.25					\$171.75	\$172.25		
DRF	\$195.00	\$147.25								
Barley										
GA1	\$250.00	\$202.25	\$190.50			\$200.00			\$210.00	
F1	\$212.00	\$164.25	\$162.50			\$170.00			\$155.00	
Canola	\$423.00	\$377.25	\$384.50	\$377.25	\$382.00	\$391.00	\$393.75	\$399.25	\$430.00	
Sorghum	\$212.00	\$168.25	\$175.50	\$174.25		\$180.00	\$182.75	\$188.25	\$210.00	
Chickpea	\$445.00	\$397.25							\$400.00	

Dolbel Consulting Is Pricing Grain At All Sites Please Call For A Site Specific Bid And Old Crop Values.

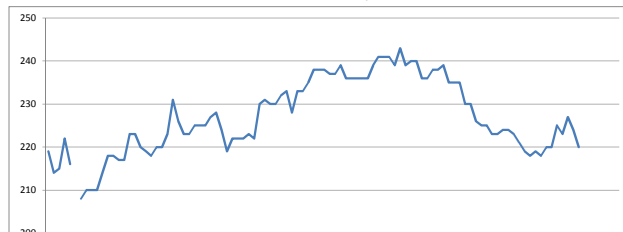
Futures	Nearby Move	Mar-10	May-10	Jul-10	Sep-10	Dec-10	Mar-11	May-11	Dec-11
CBOT Wheat	-7	486 1/2	501 1/4	514	529 1/2	554 1/2	579 1/2	590 3/4	638 1/2
CBOT Corn	-1 3/4	361 1/2	373 1/4	384 1/4	391 1/4	397 1/4	408 1/4	415 1/4	412 1/4
		Mar-10	May-10	Jul-10	Sep-10	Nov-10	Jan-11	Jan-12	
AWM	-\$1.50	\$212.00	\$213.50	\$215.80	\$219.30	\$219.30	\$227.00	\$245.00	
ASM	-\$1.00	\$210.50	\$210.50	\$214.30	\$214.30	\$214.30	\$214.30		

The information contained herein is accurate to the best of my knowledge and belief. The report and any views expressed herein are provided for information purposes only and should not be construed in any way as an inducement to buy or sell any commodity, product or service. The writer does not accept any legal liability for any loss or damage caused by trading commodities in reliance upon this information. Prices are indicative and may change without notice. Tonnage limits may apply to specific commodities or grades.

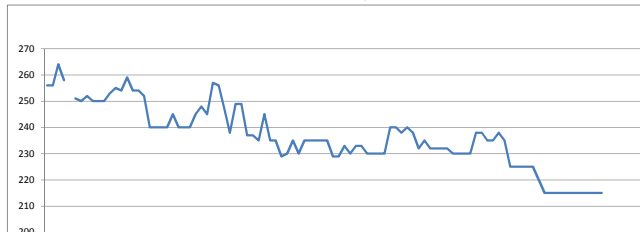
Comments

Funds were again net sellers at Chicago with wheat, beans and corn all closing slightly lower. The trends was set in the overnight E session with a stronger US dollar being a major hurdle. Not a lot of interesting data coming through overnight, a few global production estimates for the EU and US wheat crops told us what we already know, the US is lower and the EU is higher, pure speculation at this time of year though and not dramatic enough to encourage speculators to put their money where their speculation is. A new study, no doubt a publicly sponsored university study, concluded beer is good for the bones. The study says beer, rich in dietary silicon may be beneficial to bone density. Sadly pale-coloured beer has more silicon than dark beer and the benefit is in the barley and the hops not the wonderful alcohol. These kind of reports are just what a flailing barley market need right now, lets all chip in and help the industry and according to university research, ourselves as well. Sorghum traded in small volume on Friday with March \$180, April \$182 and May \$184, ex farm Liverpool Plains, but when offered substantial parcels for outer months at a similar carry the coffers had run low and no additional carry over April was given. Maybe they simply realised they were bidding more than wheat and their consumer remains a little miffed why they would want to own sorghum at parity or more to wheat.

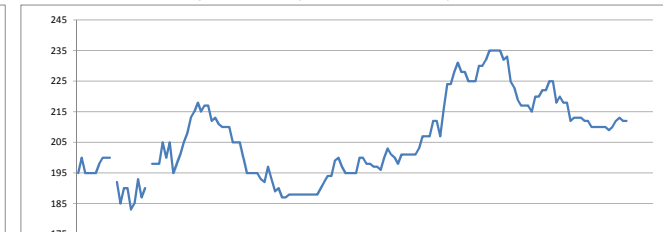
H2 Wheat Track NTL Mid Sept - Current



DR1 Wheat Track NTL Mid Sept - Current



Sorghum New Crop: Track NTL From July 1st.



Delivered and Ex Farm Values									
Delivery Option	Delivered End User / Packer					Ex Farm (Prices may not be prompt)			
Commodity	Newcastle	LPP	Narrabri	Border	Tableland	Gunnedah	Baradine	Narrabri	Moree
Pulses									
Chickpea No1	POA	POA	\$425.00	\$405.00		\$399.00	\$400.00	\$408.00	\$403.00
Chickpea No2									
Kabuli									
Faba Bean No 1	POA	POA	POA	POA		POA	POA	POA	POA
Faba Bean No 2									
Wheat									
APH2	POA	POA	POA	POA	POA	POA	POA	POA	POA
H2									
AUH2									
APW1									
ASW1									
FED1 / AH9									
DR1									
70 /10 Wheat						\$187.00	\$164.00	\$178.00	\$183.00
Canola	\$437.00	POA	POA	POA	POA	\$405.00	\$382.00	\$394.00	\$390.00
Barley									
F1	POA	\$180.00	POA	POA	\$196.00	\$163.00	\$148.00	\$158.00	\$161.00
GA1	POA	\$220.00	POA	POA	POA	\$203.00	\$188.00	\$195.00	\$190.00
Sorghum 10									
SOR1	\$210.00	POA	POA	\$199.00	POA	\$178.00	\$155.00	\$169.00	\$177.00
SOR2									
Sunflower 10									
Mono	POA	POA	\$585.00	POA	POA	POA	POA	POA	POA
Poly	POA	POA	\$408.00	POA	POA	POA	POA	POA	POA
Mungbeans			Goondi	Narrabri					
Sprouting			\$950.00	POA					
No1 Processing			\$850.00	POA					
Processing			\$800.00	POA					
Manufacturing			\$550.00	POA					

Mung Beans are purchased on a clean seed bagged basis ex grading facility. Grading and processing cost are to be paid by the seller. Gradients to be purchased by the buyer. Please contact me to confirm all costs.

The Above Values May Vary From Farm To Farm And Time To Time. Please Call To Discuss Any Ex Farm Or Delivered End User Prices. Not All Prices Available Maybe Shown Here.

Weather	Currency
Cloud should begin the clear from the SW late in the day as the low and associated trough line move of the east coast. We may see the off clearing storm but conditions are expected to be clear by late tomorrow and remain that way for the balance of the week. Storms should remain active across much of QLD through to Thursday. Short term sees little prospect of further rain for the next ten day with Eastern Creek Raceway remaining cloud free on Saturday.....woohoo.	0.8882 CBOT Wheat Move & AUD / T -\$2.38

***Indicative Prices: Call To Confirm. Prices Do Not Include GST ***