

**Harvest Bid Sheet 2009 / 10 Crops: Please Call For Firm Bids, Prices Are Indication Only.
22/02/2010 14:54**

	Newcastle	Delivered Graincorp								Newcastle
	Track NTP	Moree	Narrabri	Coonamble	Baradine	Gunnedah	Spring Ridge	Willow Tree	Track NTP	
2009 / 10 Deliveries										
Wheat										2010 / 11
APH1	\$234.00	\$189.25	\$197.50	\$187.25	\$194.00	\$202.00	\$204.75	\$210.25	\$227.00	
APH2	\$234.00	\$188.20	\$196.50	\$186.25	\$192.00	\$200.60	\$203.75	\$210.25	\$242.00	
H1										
H2	\$221.00	\$178.20	\$186.50	\$175.25	\$182.00	\$190.60	\$191.75	\$197.25	\$235.00	
AUH2	\$222.00	\$177.25	\$185.50	\$176.25	\$182.00	\$190.00	\$192.75	\$198.25	\$213.00	
APW1	\$216.00	\$170.25	\$177.50	\$170.25	\$177.00	\$185.00	\$187.75	\$193.25	\$227.00	
ASW1	\$211.00	\$164.25	\$172.50	\$164.25	\$169.00	\$180.00	\$182.75	\$188.25	\$217.00	
AGP1	\$206.00	\$160.25	\$167.50	\$161.75	\$157.00	\$172.50	\$175.75	\$182.25	\$212.00	
HPS1	\$221.00	\$177.25	\$185.50	\$167.75	\$182.00	\$189.00	\$191.75	\$197.25	\$203.00	
FED1	\$201.00	\$155.25	\$162.50	\$155.25	\$151.10	\$167.50	\$170.75	\$177.25	\$192.00	
AH9										
Durum										
DR1	\$220.00	\$172.25					\$183.75	\$184.25		
DR2	\$215.00	\$167.25					\$178.75	\$180.00		
DR3	\$213.00	\$165.25					\$177.00	\$180.00		
DRF	\$200.00	\$152.25								
Barley										
GA1	\$255.00	\$207.25	\$195.50			\$205.00			\$215.00	
F1	\$210.00	\$173.00	\$156.50			\$163.00			\$160.00	
Canola	\$431.00	\$385.25	\$392.50	\$385.25	\$388.00	\$399.00	\$401.75	\$407.25	\$435.00	
Sorghum	\$210.00	\$174.25	\$181.50	\$169.75		\$178.00	\$180.75	\$186.25	\$0.00	
Chickpea	\$440.00	\$397.20							\$430.00	

Dolbel Consulting Is Pricing Grain At All Sites Please Call For A Site Specific Bid And Old Crop Values.

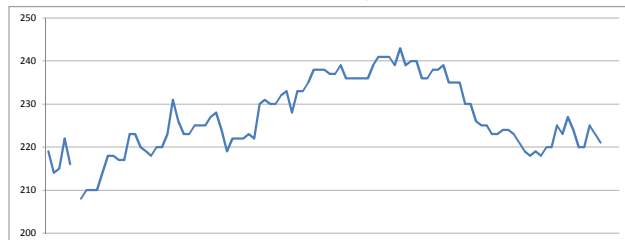
Futures	Nearby Move	Mar-10	May-10	Jul-10	Sep-10	Dec-10	Mar-11	May-11	Dec-11
CBOT Wheat	4 3/4	489 3/4	504	516 3/4	532 3/4	557 1/2	582 3/4	593 3/4	638 3/4
CBOT Corn	2 3/4	360	371 3/4	382 3/4	390 3/4	398 1/4	409 1/2	416 3/4	413 3/4
		Mar-10	May-10	Jul-10	Sep-10	Nov-10	Jan-11	Jan-12	
AWM	-\$1.50	\$212.00	\$212.00	\$215.00	\$218.50	\$218.50	\$224.00	\$242.00	
ASM	-\$2.30	\$208.50	\$205.00	\$208.80	\$208.80	\$208.80	\$208.80		

The information contained herein is accurate to the best of my knowledge and belief. The report and any views expressed herein are provided for information purposes only and should not be construed in any way as an inducement to buy or sell any commodity, product or service. The writer does not accept any legal liability for any loss or damage caused by trading commodities in reliance upon this information. Prices are indicative and may change without notice. Tonnage limits may apply to specific commodities or grades.

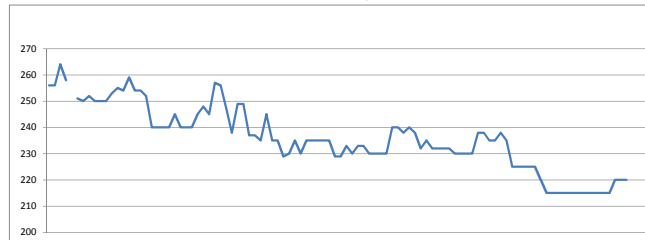
Comments

Chicago wheat futures closed the week up 3.25c/bu from the start but covered a 20c range (using settlement values) in doing so. European values were generally softer with London feed wheat looking likely to slip lower this week. For the last three weeks we have seen the weekly high set on a Tuesday or a Wednesday, there is nothing special about these days but with global fundamentals and local demand as dead as it is I'm beginning to look for any trend I can find. Weekly wheat export sales from the US continue to fall short of the USDA benchmark but some assistance was lent from improved corn exports last week. The latest Egyptian purchase was said to be up to US\$40 under the US offer, with the lions share going Russia's way again. With the US Fed rate up 25 points last week it may be signalling that the Aussie dollar high is in. With US rates rising and Australian rates remaining unchanged it could see the flow of money into Australia begin to slow at least, further moves higher overseas would be needed to see the AUD slip a great deal. US soybeans are enjoying the last of the global demand premiums before the S. American crops really begin to make a dint in prices, records crops from Brazil / Argentina should flatten out the soybean and canola markets over the next 3 - 6 weeks. Interesting to see a sharp decline in Indian chickpea futures too with current export values potentially closer to \$350 than \$450, if you see good 2010 numbers look closely.

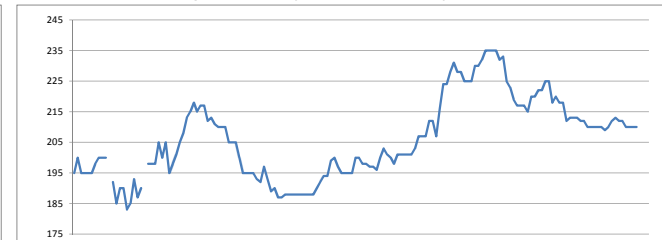
H2 Wheat Track NTL Mid Sept - Current



DR1 Wheat Track NTL Mid Sept - Current



Sorghum New Crop: Track NTL From July 1st.



Delivery Option	Delivered and Ex Farm Values								
	Delivered End User / Packer					Ex Farm (Prices may not be prompt)			
Commodity	Newcastle	LPP	Narrabri	Border	Tableland	Gunnedah	Baradine	Narrabri	Moree
Pulses									
Chickpea No1	POA	POA	\$430.00	\$415.00		\$404.00	\$405.00	\$413.00	\$408.00
Chickpea No2									
Kabuli									
Faba Bean No 1	POA	POA	POA	POA		POA	POA	POA	POA
Faba Bean No 2									
Wheat									
APH2	\$232.00	POA	\$212.00	POA	POA	\$200.00	\$187.00	\$197.00	\$190.00
H2									
AUH2									
APW1									
ASW1									
FED1 / AH9									
DR1									
70 /10 Wheat						\$190.00	\$167.00	\$181.00	\$180.00
Canola	\$441.00	POA	POA	POA	POA	\$409.00	\$386.00	\$398.00	\$394.00
Barley									
F1	POA	\$190.00	POA	\$202.00	\$196.00	\$173.00	\$158.00	\$172.00	\$180.00
GA1	POA	\$220.00	POA	POA	POA	\$203.00	\$188.00	\$195.00	\$190.00
Sorghum 10									
SOR1	\$206.00	\$180.00	POA	POA	POA	\$174.00	\$151.00	\$165.00	\$157.00
SOR2									
Sunflower 10	Newcastle	LPP	Narrabri	Border	Tableland				
Mono	POA	POA	\$561.00	POA	POA	POA	POA	POA	POA
Poly	POA	POA	\$411.00	POA	POA	POA	POA	POA	POA
Mungbeans			Goondi	Narrabri					
Sprouting			\$950.00	POA					
No1 Processing			\$850.00	POA					
Processing			\$800.00	POA					
Manufacturing			\$550.00	POA					

Mung Beans are purchased on a clean seed bagged basis ex grading facility. Grading and processing cost are to be paid by the seller. Gratings to be purchased by the buyer. Please contact me to confirm all costs.

The Above Values May Vary From Farm To Farm And Time To Time. Please Call To Discuss Any Ex Farm Or Delivered End User Prices. Not All Prices Available Maybe Shown Here.

Weather	Currency
A trough line associated with a low over Victoria is expected to push through the region tomorrow morning or very late today potentially triggering thunderstorms across the NWSP before clearing quickly to the NE corner ahead of a high which will proceed to dominate the balance of the week. Temperatures should remain in the low 30s with a cooler night Thursday. Weather for Brisbane on Thursday shows rain clearing with a 50% chance of 1 - 5mm.	0.8908 CBOT Wheat Move & AUD / T \$4.33

*****Indicative Prices: Call To Confirm. Prices Do Not Include GST *****