

**Harvest Bid Sheet 2009 / 10 Crops: Please Call For Firm Bids, Prices Are Indication Only.  
25/01/2010 12:34**

	Newcastle	Delivered Graincorp								Newcastle
	Track NTP	Moree	Narrabri	Coonamble	Baradine	Gunnedah	Spring Ridge	Willow Tree	Track NTP	
2009 / 10 Deliveries										
Wheat										2010 / 11
APH1	\$232.00	\$185.25	\$193.50	\$184.25	\$191.00	\$198.00	\$200.75	\$206.25	\$245.00	
APH2	\$232.00	\$184.25	\$192.50	\$186.25	\$193.00	\$200.00	\$202.75	\$208.25	\$245.00	
H1	\$224.00	\$176.25	\$184.50	\$179.75	\$185.00	\$192.00	\$194.75	\$200.25	\$235.00	
H2	\$224.00	\$176.25	\$184.50	\$178.25	\$185.00	\$192.00	\$194.75	\$200.25	\$235.00	
AUH2	\$221.00	\$173.25	\$180.50	\$174.25	\$181.00	\$188.00	\$190.75	\$196.25	\$215.00	
APW1	\$216.00	\$170.25	\$178.50	\$171.25	\$177.00	\$186.00	\$188.75	\$194.25	\$225.00	
ASW1	\$214.00	\$167.25	\$175.50	\$168.75	\$173.00	\$183.00	\$185.75	\$191.25	\$205.00	
AGP1	\$208.00	\$160.25	\$168.50	\$166.25	\$169.00	\$176.00	\$178.75	\$184.25	\$200.00	
HPS1	\$212.00	\$164.25	\$170.50	\$166.25	\$166.00	\$176.00	\$178.75	\$184.25	\$190.00	
FED1	\$185.00	\$137.25	\$145.50	\$140.25	\$146.00	\$153.00	\$155.75	\$161.25	\$175.00	
AH9										
Durum										
DR1	\$225.00	\$177.25					\$188.75	\$189.25		
DR2	\$220.00	\$172.25					\$183.75	\$184.25		
DR3	\$218.00	\$170.25					\$181.75	\$182.25		
DRF	\$205.00	\$157.25								
Barley										
GA1	\$255.00	\$207.25	\$195.50			\$205.00			\$200.00	
F1	\$220.00	\$188.00	\$174.50			\$182.00			\$155.00	
Canola	\$415.00	\$367.25	\$373.50	\$364.25	\$371.00	\$379.00	\$381.75	\$391.25	\$420.00	
Sorghum	\$213.00	\$165.25	\$173.50	\$168.25		\$181.00	\$183.75	\$189.25	\$0.00	
Chickpea	\$460.00	\$412.25								

**Dolbel Consulting Is Pricing Grain At All Sites Please Call For A Site Specific Bid And Old Crop Values.**

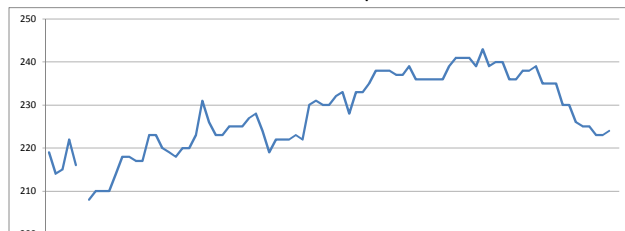
Futures	Nearby Move	Mar-10	May-10	Jul-10	Sep-10	Dec-10	Mar-11	May-11	Dec-11
CBOT Wheat	-1	498 1/2	512 1/4	524	539 1/4	565	588 3/4	598 1/4	639 1/4
CBOT Corn	-7 1/4	364 3/4	375 1/2	385 1/2	391 3/4	397 1/4	407 1/2	413 3/4	413 3/4
		Mar-10	May-10	Jul-10	Sep-10	Nov-10	Jan-11	Jan-12	
AWM	-\$2.00	\$209.00	\$214.80	\$215.50	\$219.00	\$219.00	\$221.50	\$236.50	
ASM	\$5.00	\$210.00	\$210.00	\$213.80	\$213.80	\$213.80	\$213.80		

The information contained herein is accurate to the best of my knowledge and belief. The report and any views expressed herein are provided for information purposes only and should not be construed in any way as an inducement to buy or sell any commodity, product or service. The writer does not accept any legal liability for any loss or damage caused by trading commodities in reliance upon this information. Prices are indicative and may change without notice. Tonnage limits may apply to specific commodities or grades.

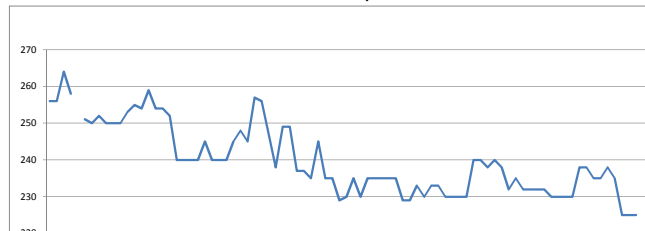
**Comments**

Local markets were difficult to secure cash bids out of yesterday, just as they have been all week. Some new crop sorghum was done at \$190 ex farm Gunnedah for April pickup and dribs and drabs of system wheat but the trade and consumer are both reluctant buyers of new crop sorghum in volume. The consumer is seeing sorghum at parity to wheat and insist that they will not become consumers / buyers of sorghum until it trades at a traditional discount to wheat. At the moment there are bids for 70/10 wheat ex farm of around \$204 but these numbers are a bit fake and when offered business at these levels the buyer walks away, the number that business is being done is closer to \$195 so simply put sorghum may well only be worth \$180 ex farm LPP in coming weeks unless we can get some support from wheat. The Chicago wheat contract has been bouncing around at these levels since Tuesday, has it found a bottom ? That is the million dollar question at present and it is right up there with "how much sorghum will there be". Driving around the plains it has amazed me just how well some of the sorghum crops recovered from the battering they had prior to Christmas, will it equate to a big crop, no, well not with the 40% reduction in area we have seen it won't. Do the S&D tables suggest that sorghum should in fact trade at parity to wheat ?, well there is probably more of a chance now of the wheat sorghum spread widening later in the year.

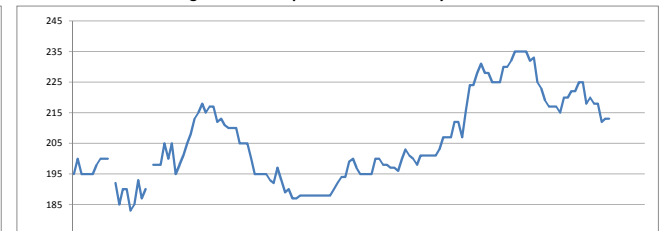
**H2 Wheat Track NTL Mid Sept - Current**



**DR1 Wheat Track NTL Mid Sept - Current**



**Sorghum New Crop: Track NTL From July 1st.**



Delivery Option	Delivered End User / Packer					Ex Farm (Prices may not be prompt)			
	Newcastle	LPP	Narrabri	Border	Tableland	Gunnedah	Baradine	Narrabri	Moree
Commodity									
Pulses									
Chickpea No1	POA	POA	\$440.00	\$415.00		\$414.00	\$415.00	\$423.00	\$418.00
Chickpea No2									
Kabuli									
Faba Bean No 1	POA	POA	POA	POA		POA	POA	POA	POA
Faba Bean No 2									
Wheat									
APH2	POA	POA	\$215.00	POA	POA	\$189.00	\$190.00	\$200.00	\$193.00
H2									
AUH2									
APW1									
ASW1									
FED1 / AH9									
DR1									
70 /10 Wheat						\$190.00	\$175.00	\$184.00	\$177.00
Canola	POA	POA	POA	POA	POA	POA	POA	POA	POA
Barley									
F1	POA	\$212.00	POA	\$210.00	\$223.00	\$195.00	\$180.00	\$189.00	\$188.00
GA1	POA	\$220.00	POA	POA	POA	\$203.00	\$188.00	\$195.00	\$190.00
Sorghum 10									
SOR1	POA	\$205.00	POA	POA	\$185.00	\$188.00	\$173.00	\$182.00	\$175.00
SOR2									
Sunflower 10									
Mono	POA	POA	POA	POA	POA	POA	POA	POA	POA
Poly	POA	POA	POA	POA	POA	POA	POA	POA	POA
Mungbeans			Goondi	Narrabri					
Sprouting			\$950.00	POA					
No1 Processing			\$850.00	POA					
Processing			\$800.00	POA					
Manufacturing			\$500.00	POA					

Mung Beans are purchased on a clean seed bagged basis ex grading facility. Grading and processing cost are to be paid by the seller. Gradients to be purchased by the buyer. Please contact me to confirm all costs.

**The Above Values May Vary From Farm To Farm And Time To Time. Please Call To Discuss Any Ex Farm Or Delivered End User Prices. Not All Prices Available Maybe Shown Here.**

Weather	Currency
The Kimberley is getting wet and it wouldn't be a great weekend to play golf at Port Douglas but other than those location a weekend outside would consist mostly of beer and sunscreen. Temperatures will remain in the high 30s until late next week when a thunderstorm is expected to cool things down around Thursday, although the IGES model indicates this is not very interesting at present and the BOM ten day map even less so. Statistics show a wet Feb maybe on the cards.	0.903 CBOT Wheat Move & AUD / T -\$0.92

**\*\*\*Indicative Prices: Call To Confirm. Prices Do Not Include GST\*\*\***